

## Using Vision Sensors for Packing & Labeling

### *Diagrams of 3 Scenarios*



Keyence Vision Sensor

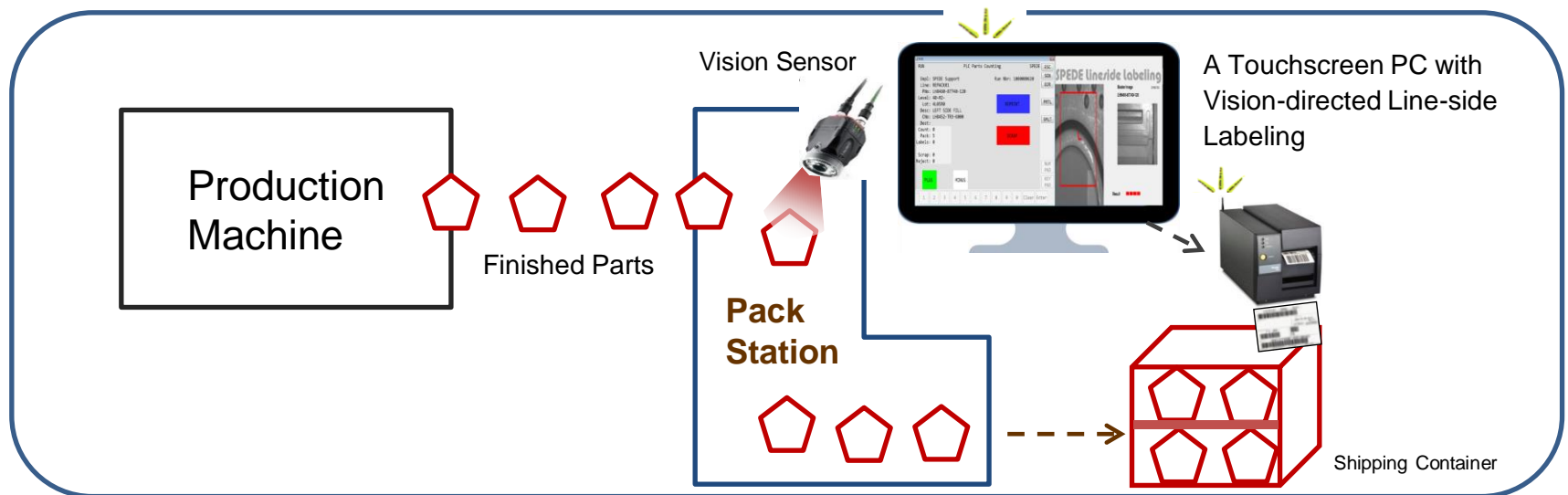
---

*Simplifying Processes. Standardizing Excellence.*

# Scenario # 1

## Packing at the Production Machine:

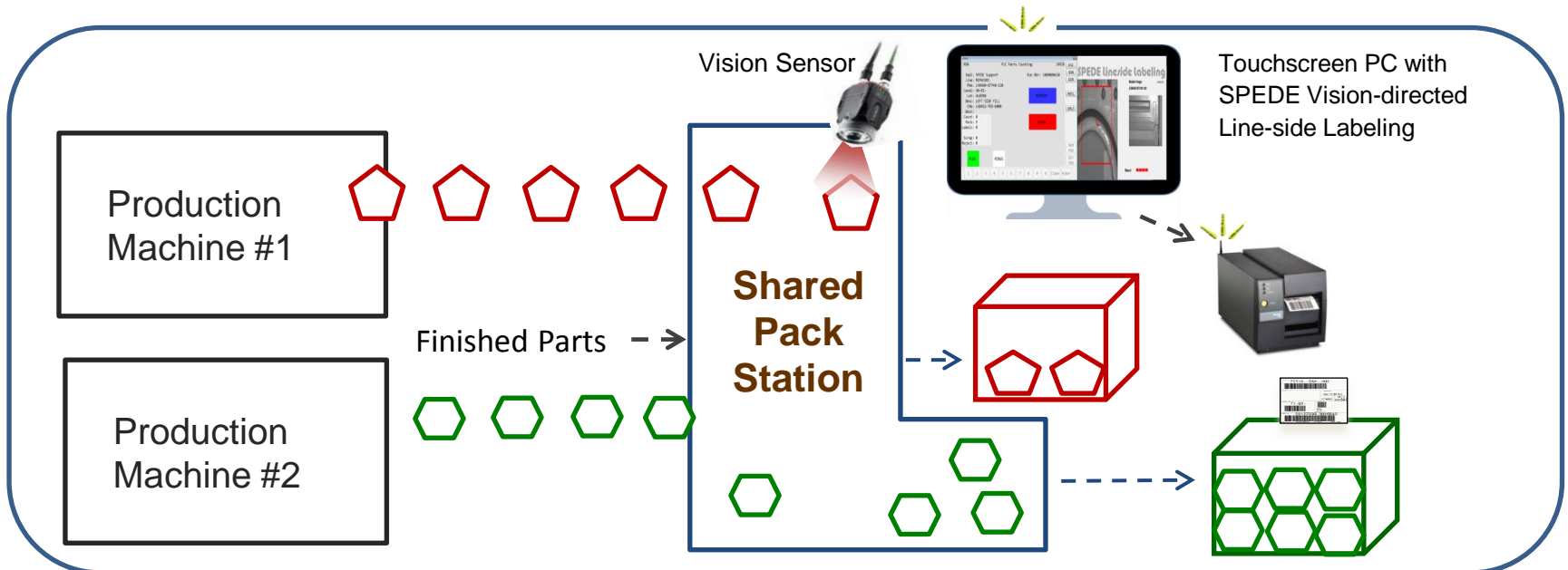
- Parts are packed as they are made at the production machine
- Vision sensor identifies and counts “good” parts
- Touchscreen PC displays part number data, image, count, status
- Operator presses TouchScreen to record a scrap piece when detected
- Container label prints when a pack count of good parts is reached
- No PLC is needed to count parts



## Scenario # 2

### Shared Pack Station:

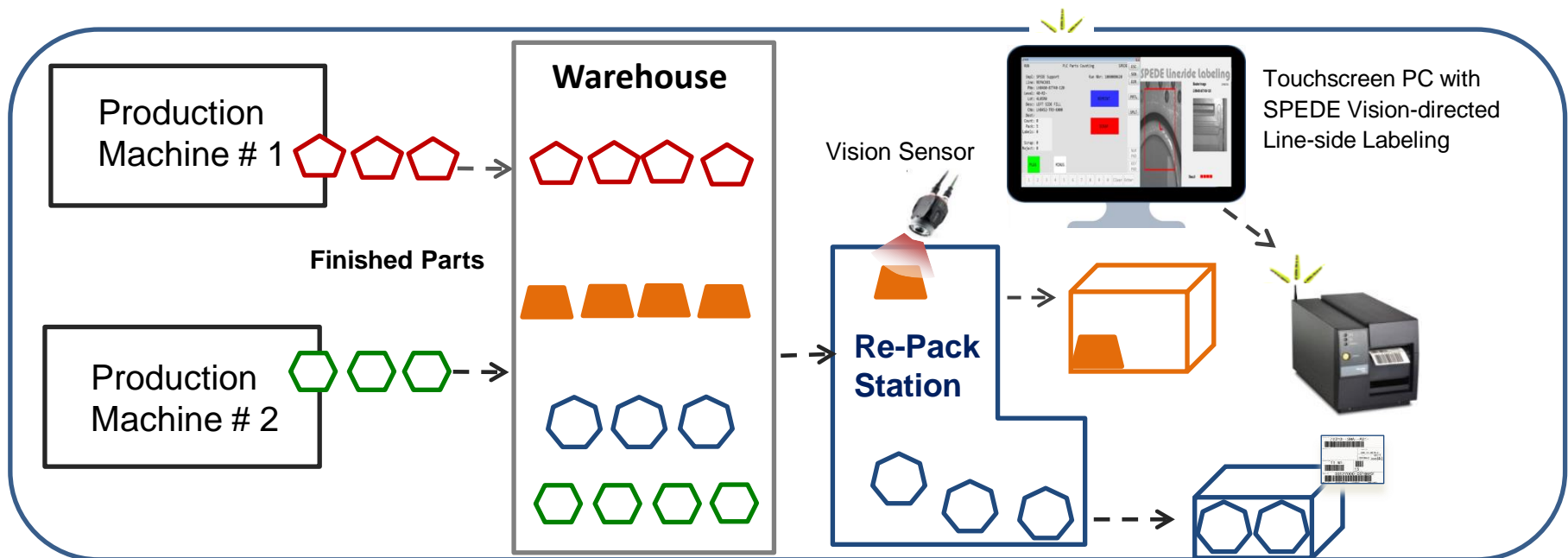
- Parts are conveyed to a shared pack station
- Different part numbers arrive
- Vision sensor identifies part number being packed
- Vision sensor will alert if wrong part is being picked for a container
- SPEDE automatically prints the container label at pack count of good parts



# Scenario # 3

## Re-Pack Station:

- Parts are made, put away, then packed later
- No PLC is needed to validate parts
- Vision sensor identifies correct part to be packed in a container
- Vision sensor will alert if wrong part is picked for a container
- SPEDE prints the container label at pack count of good parts



*Call or Email:*

**Bob Bunsey**

**440-808-8888 ext. 11**

**bbunsey@spede.com**

Or visit us at [www.spede.com](http://www.spede.com)

**Who We Are:**

*SPEDE Technologies is a software and systems company with 30+ years' experience in IT solutions for the automotive industry. We specialize in Automated Line-side Solutions that error-proof and streamline processes from Production through Counting, Labeling, Packing, Shipping and Traceability of Finished Parts.*

*Our Customers are mid-size to Fortune 500 auto suppliers with multiple plant sites throughout the U.S. and in Mexico. They rely on SPEDE Automated Line-side Solutions to keep their mission-critical processes running smoothly, 24/7.*